


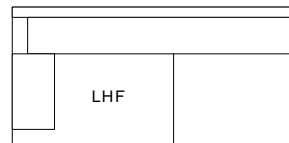
# Model. **Tao**

S : 1/50



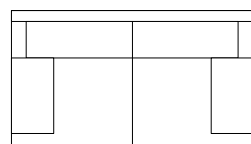
**Tao 3P**

W:2050 D:910 H:820 SH:420



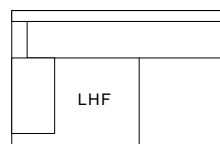
**Tao 3P one arm**

W:1850 D:910 H:820 SH:420



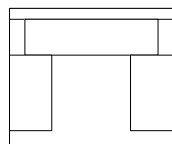
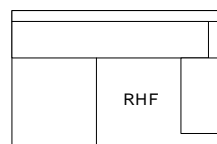
**Tao 2P**

W:1600 D:910 H:820 SH:420




**Tao 2P one arm**

W:1400 D:910 H:820 SH:420



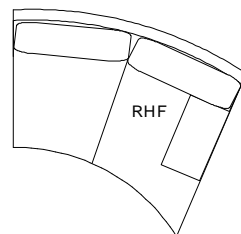
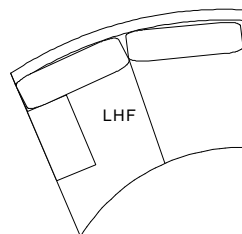
**Tao 1P**

W:1080 D:910 H:820 SH:420



**Tao OT**

W:780 D:780 H:420



**Tao 2P one arm DX**

W:1540 D:1500 H:820 SH:420